

The background is a complex collage of various patterns and textures. It includes dark blue and black circular shapes, some resembling leaves or petals, and others like rings or ovals. There are also lighter blue and white patterns, some with a grid-like structure and others with a more organic, flowing appearance. The colors are primarily shades of blue, black, and white, with some hints of light blue and grey.

Breakthrough *Collage*

Suggested
Supply List



The Basics - *use what you already have*

- Heavy weight paper to create collage on - choose 1
 - Sketchbook/journal
 - Favorites - Ranger Dylusions, Canson Mixed Media, or any sketchbook with fairly heavy paper
 - Bristol paper, Mixed Media, Water Color
- Glue
 - Glue stick, acid free - love this one, and this one too!
 - Or ANY glue you enjoy using
- Tools to cut your collage papers to size - choose your faves
 - Scissors
 - Ruler to tear paper against
 - X-acto Knife - #11 blades and self healing cutting board
- Supplies to create “finishing touch” papers for Lesson 3
 - Tissue paper (choose **one** type, any of these will work)
 - Acid free
 - Spectra Art Tissue - white
 - Cheap gift grade from drug store (what I use most often)
 - Medical exam paper
 - Fine liner bottle - my favorite and easiest to use
 - Neutral color soft body acrylic paint - choose one or more colors
 - Black, white, silver, gold
 - Use any brand - links are to my personal favorites
 - Palette paper, or something plastic to mix paint on
 - Small plastic recycled bottle caps - 1" to 2" in diameter
 - Skewer to scrape excess tissue (optional)
 - Mister or spray bottle for water
- Options for Choosing Limited Paint Palette if creating new collage papers
 - Choose 2 colors from one of the following options:
 - Option 1 - Cool family (blue, green, teal)
 - Option 2 - Warm family (red, orange, yellow)
 - Option 3 - 2 of the 3 primaries (blue, yellow, red) - what I used
 - Also white, black, and possibly gold or silver paint
 - Favorite brands - Nova, Golden, and Liquitex

Framing Options - *if you want to frame your collages*

- Clear acrylic frames or Black or gold frames with mats

Countdown to COLLAGE BREAKTHROUGH


You have the option of creating 5 types of collage paper, one each week through December, in preparation for making 4 collage projects starting January 5. **This is totally optional.**

- ➡ Each paper below is **NOW** available to watch from the YouTube link **exclusively** for you as a Collage Breakthrough artist, but won't be made public until the date shown.
- ➡ You can also use collage papers you have already made, or purchase collage paper from the links at the bottom of this list.

○ **Paper #1 - Crayon Resist**

Released on YouTube December 2

Click HERE to watch NOW



- Crayons, choose **one** type (white is the most versatile color)
 - White Crayola Crayons
 - Crayola Crayons, variety box
 - Bees Wax Crayons
 - Stockmar Wax Crayons
- Choose one or more papers:
 - Rice Paper, Drawing paper 80 lbs, Copy paper, book pages
- Wide flat brush 2" or 1"
- Mister spray bottle and painters tape
- Things with raised surfaces: stencils, coasters, embossing packets
- Acrylic paint using 2 paint colors (watch color video)
- Palette paper or plastic plate to mix paint on
- Rangers non-stick craft mat (optional)



Paper #2 - Strawblowing

Released on YouTube December 9

[Click HERE to watch NOW](#)




- Straw with smallish opening
- Choose one or more papers:
 - Rice Paper, Drawing paper 80 lbs, or Copy paper
 - Old book pages
- Tablespoon
- Acrylic paint using 2 paint colors, plus black, white and gold just for fun (watch color video)



Paper #3 - Toilet Paper Rolls

Released on YouTube December 16

[Click HERE to watch NOW](#)




- Recycled empty toilet paper rolls
- Small paint roller
- Small things to place on roller
 - self-adhesive foam, bubble wrap, rubber bands, ribbon, etc
- Choose one or more papers:
 - Rice Paper, Drawing paper 80 lbs, Copy paper, black paper
 - Old book pages, old painted collage papers
- Acrylic paint using 2 paint colors (watch color video)
- Palette paper or plastic plate to mix paint on
- Mister water bottle
- Gel medium



Paper #4 - Bread

Released on YouTube December 23

[Click HERE to watch NOW](#)



- Bread with lots of holes, stale is better than fresh!
- 1" paint brush
- Choose one or more papers:
 - Rice Paper, Drawing paper 80 lbs, or Copy paper
 - Old book pages, old painted collage paper
- Acrylic paint using 2 paint colors (watch color video)
- Palette paper or plastic plate to mix paint on



Paper #5 - Adult Finger Painting

Released on YouTube December 30

[Click HERE to watch NOW](#)




- Plastic surface to create papers on - choose one
 - Ranger nonstick craft mat (LOVE this product)
 - Plastic file folders
 - Parchment or wax paper
- Spray bottle filled with water
- Acrylic paint using 2 paint colors (watch color video)
- Choose one or more papers:
 - Rice Paper, Drawing paper 80 lbs, or Copy paper
 - Old book pages, old painted collage papers

BONUS PAPER #6 - Polka Dots

Released on YouTube December 30

[Click HERE to watch NOW](#)



- Stencils with polka dots
 - Try [this one](#), or [this one](#), or [this one](#)!
- Old book pages, music scores and magazines with just prints work great for this
- Make up sponge, “tooth brush” looking brush, flat foam sponge, 1" brush
- Acrylic paint using 2 paint colors (watch color video)

Other useful tools - all optional!

Murphy Oil Soap - Original

- Cleans acrylic brushes like magic, even old crusty ones

UV Varnish Spray - [Golden](#) or [Krylon](#)

Dorland's Wax Medium - optional final coat

Nitrile Gloves

- request free sample pack to choose correct size

Scott Original Multi-Purpose [Shop Towels](#)

- one roll lasts forever if wash them out

Plastic shower curtain to dry collage papers

Purchased Collage Papers



Purple collage paper pad

- coordinating quiet paper pad, no pattern



Blue/Teal collage paper pad

- coordinating quiet paper pad, no pattern



Pink collage paper pad

- coordinating quiet paper pad, no pattern



Rose/Brown collage paper pad

- coordinating quiet paper pad, no pattern

- Some of these supplies have affiliate links, which support the production of Collage Joy TASTER, without costing you anything more.