



Collage KICKSTART 2.0

Suggested Supply List





The Basics - use what you already have

- Papers to create collage papers - choose 2+
 - Drawing paper
 - Copy paper 28 lb, 24 lb also fine
 - Bristol paper
 - Old books, maps, dictionaries, etc
 - Natural kraft paper (also buy from hardware store on a roll where its called "painter paper")
 - Rice Paper
 - Tissue paper (any of these will work)
 - Acid free
 - Spectra Art Tissue - white
 - Cheap gift grade from drug store (what I use most often)
- Sketchbook - to create mini-collage grids
 - Favorites - Ranger Dylusions, Canson Mixed Media, or any sketchbook with fairly heavy paper
- Brushes
 - Princeton - set of six OR 1" flat and round
 - Filbert - size 8 to 12 (totally optional!)
- Acrylic Paint
 - **Watch Day 1 lesson about supplies before buying any paint**
 - Choose just two primaries - blue and yellow, or yellow and red
You will make all your papers using just two colors
 - Also white, black, and possibly gold or silver
 - Favorite brands - Nova, Golden, and Liquitex
- Glue
 - Matte or gloss medium, Liquitex or Golden (light weight papers) &
 - Gel medium, Liquitex Matte or Golden Gloss (heavier weight papers)
 - OR Glue stick
- Princeton Catalyst Wedge or old credit card
- Scissors and X-acto Knife - #11 blade
- Water spray bottle



Collage Paper Making

○ Day 1, Paper #1 - Intention / Asemic

- Any type of tissue, drawing, or copy paper
- Choose at least one black or white pen
 - Pentel brush pen
 - Faber Castell Pit Artist Pens, set of 6 tip sizes
 - Staedtler Pigment Liner, set of 4 tip sizes
 - Gelly Roll white pens, 3 size tips
 - White correction pen
 - Prismacolor - Black 2 sided marker


○ Day 3, Paper #2 - Bubble

- Dishwashing liquid
- Choose one or more papers:
 - Watercolor paper hot press 140 lbs
 - Rice paper
 - Homemade water color paper
 - Copy paper
 - Tea bag paper from Jane Monteith
- Paper straws
- Shallow plastic cups
- Old thin sock

○ Day 3, Paper #3 - Cling Wrap

- Cling wrap
- Choose one or more papers:
 - Bristol paper
 - Watercolor paper hot press 140 lbs
 - Drawing paper 80 lbs
 - Homemade water color paper
 - Mixed media paper
- Gloss medium
- High flow paint, or acrylic paint, watercolor paint
- Plastic file folders, freezer paper, or plastic from inside cereal boxes





○ Day 4, Papers #4 & #5 - Balloon and Baggie

- Choose one or more papers to create these:
 - Drawing paper 50 lbs, or 80lbs.
 - Copy paper
- Balloons
- Baggies, 1 gallon, twist tie
- Rubber band
- Palette paper
- Balloon pump
- Any type of acrylic paint

○ Day 5, Paper #6 - Sponge Circle Swirls


- Bottle caps in many sizes
- Acrylic paint
- Palette paper
- Tissue, any type

○ Day 5, Paper #7 - Adult Finger Painting

- Plastic surface to create papers on - choose one
 - Ranger nonstick craft mat (LOVE this product)
 - Plastic file folders
 - Parchment paper
 - Plastic shower curtain
- Spray bottle filled with water
- Acrylic paint, full strength
- Drawing, copy, book pages and/or rice paper

○ Day 6, Paper #8 - Neutral Circles

- Choose one or more papers to create these:
 - Drawing paper
 - Copy paper
- Choose at least one black or white pen
 - Pentel brush pen
 - Faber Castell Pit Artist Pens, set of 6 tip sizes
 - Staedtler Pigment Liner, set of 4 tip sizes
 - Gelly Roll white pens, 3 size tips
 - White correction pen
 - Prismacolor - Black 2 sided marker
 - Stabilo All Black Pencil
 - Marabu Art Crayon

- 
- [Workable Fixative](#) or [Spectrafix](#) (seals water soluble pens)
 - [Fine liner](#) with needle tip, [Fine liner](#) with plastic tip
 - [Krink paint marker](#)

Other useful tools - all optional!

- [Plastic surface to create papers on](#) - choose one
 - [Ranger nonstick craft mat](#) (LOVE this product)
 - [Plastic file folders](#)
 - [Parchment paper](#)
- [Ruler, 12 inch](#)
- [Self healing cutting board](#)
- [Frame and mounting options](#)
 - [Clear magnetic frames](#)
 - [Black](#) or [Gold](#) 4" frames
 - [3" Cradled Boards](#)
- [Dorland's Wax Medium](#) - optional final coat
- [Murphy Oil Soap - Original](#)
 - Cleans acrylic brushes like magic, even old crusty ones
- [Nitrile Gloves](#)
 - request free sample pack to choose correct size
- [Scott Original Multi-Purpose Shop Towels](#)
 - one roll lasts forever if wash them out
- [Plastic shower curtain](#) to dry papers

Please note:

- Other than the "Basic" supplies on page 2, you don't need everything listed to make collage papers and your collage grid. Use what you already have and supplement with what feels inspiring to try.
- Some of these supplies have affiliate links, which support the production of Collage Kickstart 2.0, without costing you anything more.