



Collage

Keepsake

Suggested
Supply List



Essentials for All Modules

- **Substrate Paper 18"x24" - choose one type**
 - Strathmore Mixed Media Paper, 184 lb
 - Water color paper 140 or 300 lb, any brand
 - Strathmore Bristol Paper 100 lb
- **Glue**
 - Matte or gloss medium, Liquitex or Golden
 - Gel medium, Liquitex Matte or Golden Gloss
 - Condiment bottle - used to dispense medium - optional
 - Small glass jar - used to store gel medium
- **Brushes**
 - Princeton - 1" flat
 - Princeton - 1" Oval Mop (optional)
 - Princeton - Round, Size 0
- **Princeton Catalyst Wedge** or old credit card
- **Ruler**, 12 inch
- **Scissors and X-acto Knife** - #11 blade
 - Box of 40 #11 blades
- **Self healing cutting board**
- **Fixatives** for water soluble media, choose one
 - Spectra Fix - safe to use indoors
 - Krylon Workable Fixatif - my preference, use outdoors
- **Varnishes** - choose one
 - Golden Archival Varnish Spray UVLS
 - Krylon UV Resistant, Matte or Gloss
- **Dorland's Wax Medium** - optional final coat
 - Alternative to varnish, or use both wax and varnish





Module ONE - Shelfies, option 1

Cradled Board or Frames

- **Circle hole punches** - variety of sizes
- **Black & White pens** - choose 2 - 3 in different sizes
 - Faber Castell Pit Artist Pens, set of 6 tip sizes
 - Staedtler Pigment Liner, set of 4 tip sizes
 - Gelly Roll white pens, 3 size tips
 - Uni-Ball Signo white pen
- **Mounting/Framing**
 - Cradled boards
 - Acrylic Picture Frame, Double Sided Magnetic
 - 4"x4" Flat Canvas Panels
- **Gloss Medium** - to seal cradled boards

Module ONE - Shelfies, option 2

Box Mounted

- **Wood Boxes, 2.7" x 2/7" x 2" with lid & brass latch**
 - 12 in a package
- **Wood Boxes, 4" x 4" x 3" with lid**
- **Circle hole punches** - variety of sizes
- **Gloss Medium** - to seal wood boxes



Module TWO - Collage ornaments

- **Double sided glass ornament frames**
 - Use discount code RAINS8PERCENTOFF for 8% discount
- **4"x4" Frames**
 - Gold Frames with Mat & Easel
 - Black Frames with Mat & Easel
- **Fine Liners** - creates small paint dots, choose one fill with gold, white or black paint
 - Paint bottles with fine tip - easiest to use, refillable
 - Needle Squeeze Bottle - also easy
 - Fineline Applicator - gets clogged easier, but popular
- **Circle hole punches** - variety of sizes
- **Black & White Pens** - choose 2 - 3 in different sizes
 - Links under Module ONE
- **Mailing Labels** - laser printer image transfers only

Module THREE - Cabochon Art

○ **Pendants** - 4 sizes

40 mm Round - Gold or Silver Bezel

- 40 mm Cabochons, sold separately
- Great size for ornament

30 mm Round - Gold, Silver, or Black

- Cabochons sold separately

20 mm Round - Gold, Silver, or Black - includes Cabochons

Rectangle - Gold, Silver, & Black, includes all 3 colors & Cabochons

14" Sterling Silver Chains (choker length), Gold or Silver

16" Sterling Silver Chains (choker length), Gold or Silver

16" Waxed Cotton Necklace, Black Faux Leather with 2' Extender

24" Waxed Cotton Necklace, Faux Leather, Multi-colors

○ **Bracelets** - two types

- 12 mm Gold chain (stainless steel), includes Cabochons
 - requires jewelry pliers for easy assembly
- 12 mm Sterling Silver chain, 12 mm Cabochons sold separately
- Black Faux leather, Silver, includes 20 mm cabochons

○ **Earrings** - two sizes, Gold, Silver, Bronze

- 12 mm Bezel trays, includes Cabochons
- 16 mm Bezel trays, 16 mm Cabochons sold separately

○ **Magnets** - two shapes

- Round - can use any round pendant, glue round magnet on back
- Square - complete kit with Cabochons and magnets

○ **Keychains** - Gold, Silver, Black

- Kits includes all 3 colors and cabochons

○ **Bookmarks** - two types

- Silver, different shape than in video
 - use gloss medium as alternative to Cabochon
- Gold, 20 mm Cabochon sold separately

○ **Glue to attach Cabochons to bezel trays**

- E6000 Adhesive or Gel Medium, Matte

○ **Gloss Medium**

○ **Clear Leveling Gel** (alternative to gloss medium)



Bonus ONE - Collage Paper Library

The Collage Paper Library is a curated selection of favorite collage paper making lessons from my YouTube channel and COLLAGE KICKSTART™. Now you have one easy place to search for collage papers, and will have access to this resource as a future reference. As I add new favorite papers over time, you will have access to them as well.

Collage Paper Making Supplies

- Used to create more than one type of collage paper

- **Plastic surface to create papers on** - choose one
 - [Ranger nonstick craft mat](#) (LOVE this product)
 - [Plastic file folders](#)
 - [Parchment paper](#)
 - Plastic shower curtain or plastic from inside of cereal box

- **Paper options** - use whatever you have
 - [Drawing paper](#)
 - Copy paper [24lb](#) or [28 lb](#)
 - [Bristol paper](#)
 - [Homemade water color paper](#)
 - [Stonehenge black water color paper](#)
 - [Card stock](#)
 - Old books, maps, dictionaries, etc
 - Natural [kraft paper](#) (also buy from hardware store on a roll where its called "painter paper")
 - [Rice paper](#)
 - Tissue Paper options
 - [Acid free](#)
 - [Spectra Art Tissue](#) - white
 - Inexpensive [gift grade tissue](#) (what I usually use)
 - [Tea bag paper](#) from Jane Monteith

- **Black & White Pens** - choose 2 - 3 in different sizes
 - [Pentel brush pen](#)
 - [Faber Castell Pit Artist Pens](#), set of 6 tip sizes
 - [Staedtler Pigment Liner](#), set of 4 tip sizes
 - Gelly Roll [white pens](#), 3 size tips
 - [Uni-Ball Signo white pen](#)
 - [Stabilo All Black pencil](#)





- Marabu Art Crayon
- Pigma Micron Pen – black, set of 4 sizes
- Stabilo Pen 68 Brush – assorted colors
- Faber-Castell Pitt Artist Pen Big Brush – black
- Posca Pens - black

○ **Household items that have texture**

- Bath mats, coasters, soap dishes, glasses with texture, etc
- Round bottle caps and jar lids in variety of sizes

○ **Spray bottle**

○ **Favorite Stencils**

- Non word Script
- Mismatched dots
- Lots of dots, 4 stencils
- Tiny random dots
- French script
- Honeycomb
- Pebble dots
- Cursive script
- Repeat numbers
- Droplets large mask
- Moon Dance large mask
- Rectangles large mask
- Spaced dots
- Hexagons
- Hexagon cubes
- Lined Circles
- Typed words
- Repeat numbers 2

○ **Fine Liners**

Choose one type of bottle filled with gold, white or black paint (or any color in your palette).

Listed in order of preference

- Paint bottles with fine tip - easiest to use, refillable
- Needle squeeze bottle Fineline Applicator
- Sennelier 3D Liners, refillable - gold, black, white, silver
 - Refills here - gold, black, white

○ **Gloss medium**

- used for glazing papers and cling wrap papers


○ **Eye droppers and/or Pipettes**

○ **Transparent Collage Papers** (optional)

- Tim Holtz tissue rolls
- Gold Dot Wrapping Paper
- Deli paper - Black/White checkered, Plain White
- **Fave store bought translucent collage papers**
 - White honeycomb and Euroscript

25 Collage Papers - all in one place!

- Fine Liner Swirls - Transparent
 - Choose one type of fine liner
 - Any type of copy, drawing, or tissue papers



- Self-Adhesive Foam Stamps
 - Self-adhesive foam sheets
 - Brayer
 - Spray bottle with water
 - Acrylic paint in your palette
 - Any type of paper, especially collage papers that need another layer to transform them into WOW!



- Straw Blowing
 - Straw
 - Book pages, drawing, copy and/or rice papers
 - Thinned acrylic paints from Adult Finger Painting 2.0
 - Walnut drawing ink - optional





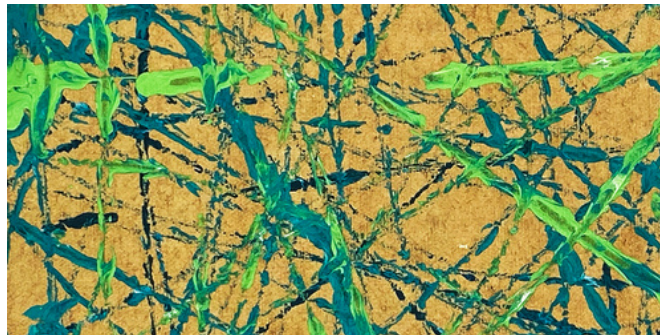
○ Bathroom Tile

- Floor tiles from the hardware store
- Drawing and copy paper, book pages, or collage papers that are begging for another layer
- Brayer
- Acrylic paint in your palette



○ Marbles - Opaque & Transparent

- Marbles
- Choose from any of these papers -
 - homemade water color paper, rice paper, copy and drawing papers, tissue paper, tea bag paper from Jane Monteith, stonehenge black water color paper
- Archival art tape
- Tablespoons one for each color paint
- Small boxes or box lids to roll marbles within




○ Water Gel Beads

- Water gel beads, 2 sizes
- Choose from these papers: stonehenge black water color paper, homemade water color paper, copy & drawing
- Small box with tall side to bounce beads
- Tablespoons one for each color paint




○ Stencil Shadows - Opaque & Transparent

- Choose from these papers:
 - Drawing paper, copy paper, tissue paper, teabag paper, paper from inside of bill
- Stencil foam brush
- Favorite stencils
- Any type of acrylic paint



○ Packing Tape - Transparent

- Packing tape
- Book pages, magazines, letters, music scores, etc.




○ Eye Dropper

- Bristol Paper or other types of heavy weight paper
- Eye Droppers or Pipettes




- Small jars for mixing paint or Glass petrie dishes
- Water and large flat brush
- Spray water bottle
- Joggles craft mat
- MDF ¾ inch board cut at hardware store or other sturdy surface to dry paper on
- Acrylic paint



○ Paste Paper, Part 1

- Roman Wallpaper Paste - smaller quantities available at hardware store
- Drawing and Copy paper
- Catalyst wedges for mark making, like [this](#) , or [this](#) , or [this](#)
- Catalyst wedge for smoothing out bubbles
- Old credit card or plastic room key
- Squeegee for shower
- Round bottle lids collected during COLLAGE KICKSTART
- Round black rubber coasters
- Acrylic paint
- Flat brushes, one for each color paint mixed in paste
- Small jars for mixing paint
- Water and sponges
- Joggles craft mat





○ Paste Paper, Part 2

- Same supplies as Paste Paper, Part 1, plus . . .
 - Brown paper bags or kraft paper
 - Q-tips
 - Rolling pin markers (similar, but not what used in demo)




○ Dentrific

- Choose one or more of these papers:
 - Drawing paper
 - Copy paper
 - Black drawing paper
- 8x10 glass OR 5x7 plexiglass
- Murphy Cleaning Spray (to clean glass & plexi)
- Acrylic paint




○ Suminagashi Marbling

- Marbling Ink with 6 colors
- Alcohol Isopropyl 91%
- Any round brushes or Chinese calligraphy brushes
- Choose at least one of these papers
 - Watercolor handmade, Rice paper, Copy, Drawing
- Dish soap and water
- Large water vat - scrapbook box works well for this




○ Bubbles - COLLAGE KICKSTART

- Dishwashing liquid
- Choose one or more of these papers:
 - Watercolor paper
 - Rice paper
 - Homemade water color paper
 - Copy paper
 - Tea bag paper from Jane Monteith
- Paper straws and/or more substantial straws
- Old thin sock
- Small cups to mix soap and water




○ Cling Wrap - COLLAGE KICKSTART

- Cling wrap
- Choose one or more papers:
 - Bristol paper
 - Watercolor paper
 - Drawing
 - Mixed media paper
 - Homemade water color paper
- Gloss medium
- High flow paint, any type of acrylic paint or watercolor
- Plastic file folders, freezer paper, parchment paper or inside plastic from cereal boxes




○ Balloons & Baggies - COLLAGE KICKSTART

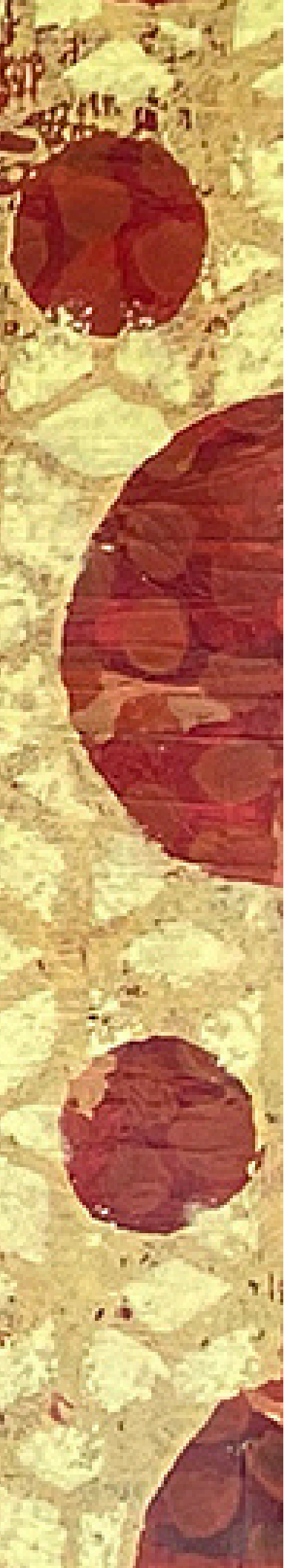
- Choose one of these papers - Drawing or copy
- Balloons
- Baggies, 1 gallon, twist tie
- Rubber band
- Palette paper
- Balloon pump if you want help blowing balloons like me!
- Any type of acrylic paint



○ Adult Finger Painting - COLLAGE KICKSTART

- Plastic surface to create papers on - choose one
- Spray bottle filled with water
- Acrylic paint your palette, full strength
- Drawing, copy, book pages and/or rice paper





○ Sponge Circle Swirls - Transparent - COLLAGE KICKSTART

- Make up sponge blender
- Different size bottle caps
- Any type of tissue



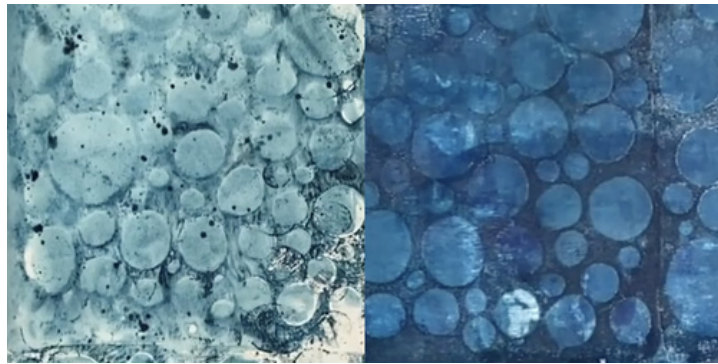
○ Household Mark Makers - COLLAGE KICKSTART

- Household items that have texture
 - Bath mats, coasters, soap dishes, glasses with texture, etc
 - Round bottle caps and jar lids in variety of sizes
- Drawing, copy, tissue, and/or rice papers
- Acrylic paint in your color palette
- Bathroom squeegee
- Spray bottle with water



○ One Stencil Many Ways - COLLAGE KICKSTART

- Your absolute favorite stencil
- Flat and/or stencil sponge brush
- Brayer
- Choose one or more of these papers:
 - Drawing
 - Copy
 - Book pages
 - Brown kraft paper (aka painter paper)
- Spray bottle with water
- Bathroom shower squeegee



- **Dimensional Dots - Transparent - COLLAGE KICKSTART**
 - Choose one or two of these products as they create similar results except that with clear molding paste you can create dots in your color palette, rather than just white
 - Molding/modeling paste
 - Clear molding paste (makes any color with paint added)
 - Joint compound and Stucco
 - Gesso
 - Tissue
 - Stencils with smallish holes
 - Palette knife



- **Stencils on Tissue - Transparent - COLLAGE KICKSTART**
 - Stencils with smallish holes
 - Acrylic paint in gold, silver, and black
 - Flat brush and/or stencil foam brush
 - Tissue





○ Circles with Brushes & Lids- COLLAGE KICKSTART

- Choose one or more of these papers:
 - Drawing
 - Copy
 - Rice
 - Book pages
- Bottle caps and lids in all different sizes
- Chip brush



○ Glue Resist - COLLAGE KICKSTART updated

- Choose one or more of these papers:
 - Drawing, copy, rice, book pages
- Clear tar gel
- Gloss and/or glazing medium
- Elmer's glue , PVA or white glue (will yellow with time)
- Fine liner applicators
- Acrylic paint in your palette
- Shop towels



○ Gratitude Letter - Transparent

- Tissue or any type paper
- Favorite black or white pens from p.7



Bonus TWO - Drink Coasters ---

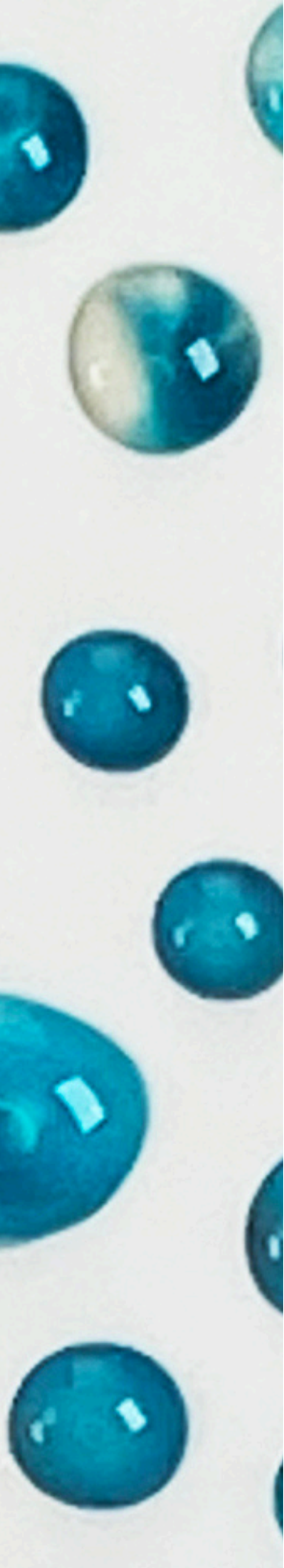
- Acrylic Coasters, set of 4

Bonus THREE - Paperweights ---

- Round Glass Paper Weight, 3 inch
 - 2 pack or 10 pack
- Domed Glass Paper Weight
 - 3 inch or 4 inch
- Self-Adhesive Fabric as backing
- Circle Cutter to cut fabric backing
- Gloss Medium

Bonus FOUR - Corkscrew & Bottle Opener

- Corkscrew, set of 5, includes cabochons
 - Use code KEEPSAKES at checkout for 10% discount (good for everything from this Etsy shop)
- Bottle Opener, set of 4, includes cabochons and keyrings
 - Use code KEEPSAKES at checkout for 10% discount (good for everything from this Etsy shop)
- Gloss Medium



Remember that other than the "Essential" supplies on page 2, you don't need everything listed to transform your art into useable keepsakes. ***Use what you already*** have and supplement with what feels inspiring to try.

View the "Suggested Supplies" and "Choosing collage papers & a color palette" videos first, as well as review the Collage Paper Library options to decide which papers (if any) you want to create.

Please note: Some of these supplies have affiliate links, which support the production of COLLAGE KEEPSAKE without costing you anything more.