



Collage

JOY

Suggested
Supply List

Watch the "Suggested Supplies" video before purchasing anything as you might have most of what you need to enjoy this workshop.

The Essentials

- **Substrate Paper** - choose one type for collage series of 16+
 - [Strathmore Mixed Media Paper](#), 184 lb
 - [Watercolor paper](#), 140 or 300 lb hot press, any brand
 - [Strathmore Bristol Paper](#) 100 lb
 - [Stonehenge Paper](#) 90 lb
- **Glue**
 - Matte or gloss medium, [Liquitex](#) or [Golden](#)
 - Gel medium, [Liquitex Matte](#) or [Golden Gloss](#)
 - [Lineco Neutral Ph Adhesive](#)
- **Brushes**
 - Princeton - [set of six](#) OR [1" flat](#) and [round](#)
 - Optional, but nice to have - [filbert](#), [oval mop](#), [stencil brush](#), [chip brush](#) or old beat up brush
- **Acrylic Paint**
 - **View "Choose Your Color Palette" video before buying paint**
 - Only ONE of each primary - red, blue and yellow, 16oz+ each
 - Also white, black, and possibly gold or silver
 - Favorite brands - [Nova](#), [Golden](#), and [Liquitex](#) (or [this one](#))
- **Gesso** - 16 oz +
 - Favorite brands - [Utrecht](#), [Liquitex](#), [Golden](#), [Nova](#)
- [Princeton Catalyst Wedge](#) or old credit card
- **Sketchbooks**
 - Favorites - [Ranger Dylusions](#), [Canson Mixed Media](#)
- [Palette knives](#) - recommend 3 to 5, one for each paint color
- [Ruler](#), 12 inch
- [Scissors](#) and [X-acto Knife](#) - #11 blade
 - [Box of 100 #11 blades](#)
- [Self healing cutting board](#) and [Palette Paper](#)
- **Brayer** - [4 inch](#) and/or [6 inch](#)





Other useful tools - all optional! ---

- [Scott Original Multi-Purpose Shop Towels](#)
 - one roll lasts forever if wash them out
- [Laser Shipping Labels](#)
 - for mailing label image transfers
- [Tim Holtz tissue paper rolls](#)
 - alternative to using image transfers
- [Saral Transfer Paper](#)
- [Spray Adhesives - for tissue transfers](#)
 - [Krylon Spray Adhesive](#) - use outdoors
 - [Scotch Photomount](#)
- [Condiment Bottles](#) - use to dispense medium & paint
- [Tracing Wheel](#)
- [Gloss medium or Glazing Medium](#)
 - for glazing papers
- [Circle hole punches](#) - variety of sizes
- [Glass jars or Petrie dishes](#)
 - Store left over paint and gel medium
- [Fave store bought translucent collage papers](#)
 - [Euroscript](#)
 - [Deli Paper - Black/White checkered, Plain White](#)
- [Murphy Oil Cleaning Spray, Hand Sanitizer, & Baby Wipes](#)
 - "Erase" mistakes and clean up art space
- [Murphy Oil Soap - Original](#)
 - Clean acrylic brushes, even old crusty ones
- [Goof Off](#) - for cleaning stencils
- [Nitrile Gloves](#)
 - request free sample pack to choose correct size



FINISHING & MOUNTING

- **Fixatives for water soluble media**
 - Spectra Fix - safe to use indoors
 - Krylon Workable Fixatif - my preference, use outdoors

- **Varnishes - choose one**
 - Golden Archival Varnish UVLS - Gloss
 - Golden Archival Varnish Spray UVLS
 - Krylon UV Clear Coating

- **Dorland's Wax Medium - optional final coat**

- **Mounting finished collages - choose one, purchase at end**
 - Cradled board method
 - 4 - 4'X4" with 7/8" or 1.5" depth
 - 4 - 6'X6" with 7/8" or 1.5" depth
 - 4 - 8'X8" with 7/8" or 1.5" depth
 - 4 - 10'X10" with 7/8" or 1.5" depth
 - Sawtooth picture hangers or Flat Sawtooth Hanger
 - Picture Hanging Kit - wire, d-rings & screws

OR

- **Mount to mat board method**
 - Frame in standard square frames
 - Clear spacers or tape spacer to separate glass from artwork in frame

- **Picture frame or cradled board bumpers**

Collage Paper Making Supplies

- Used to create more than one type of collage paper

- Plastic surface to create papers on - choose one
 - Ranger nonstick craft mat (LOVE this product)
 - Plastic file folders
 - Parchment paper
 - Plastic shower curtain or plastic from inside of cereal box

- Paper options - use whatever you have
 - Drawing paper
 - Copy paper 24lb or 28 lb
 - Bristol paper
 - Homemade water color paper
 - Stonehenge black water color paper
 - Card stock
 - Old books, maps, dictionaries, etc
 - Natural kraft paper (also buy from hardware store on a roll where its called "painter paper")
 - Rice paper
 - Tissue Paper options
 - Acid free
 - Spectra Art Tissue - white
 - Inexpensive gift grade tissue (what I usually use)
 - Tea bag paper from Jane Monteith

- Black & White pens - choose 2 - 3 in different sizes
 - Pentel brush pen
 - Faber Castell Pit Artist Pens, set of 6 tip sizes
 - Staedtler Pigment Liner, set of 4 tip sizes
 - Gelly Roll white pens, 3 size tips
 - White correction pen
 - Prismacolor - Black 2 sided marker
 - Stabilo All Black pencil
 - Marabu Art Crayon
 - Pigma Micron Pen - black, set of 4 sizes
 - Stabilo Pen 68 Brush - black
 - Faber-Castell Pitt Artist Pen Big Brush - black
 - Artistro Paint Marker Pen, extra fine point
 - Posca Pens





- Household items that have texture
 - Bath mats, coasters, soap dishes, glasses with texture, etc
 - Round bottle caps and jar lids in variety of sizes

- Spray bottle

- Favorite Stencils
 - Non word Script
 - Mismatched dots
 - Lots of dots, 4 stencils
 - Tiny random dots
 - French script
 - Honeycomb
 - Pebble dots
 - Cursive script
 - Repeat numbers
 - Droplets large mask
 - Moon Dance large mask
 - Rectangles large mask
 - Spaced dots
 - Hexagons
 - Hexagon cubes
 - Lined Circles
 - Typed words
 - Repeat numbers 2

- Fine Liners

Choose one type of bottle filled with gold, white or black paint (or any color in your palette)

 - Paint bottles with fine tip - easiest to use, refillable
 - Fineline Applicator
 - Sennelier 3D_Liners, refillable - gold, black, white, silver
 - Refills here - gold, black, white
 - Needle squeeze bottle

- Gloss medium or Glazing Medium
 - used for glazing papers and cling wrap papers


- Eye droppers and/or Pipettes

- Squeegee for shower

Collage Paper Library


○ Fine Liner Swirls

- Choose one type of fine liner
- Any type of copy, drawing, or tissue papers




○ Self-Adhesive Foam Stamps

- Self-adhesive foam sheets
- Brayer
- Spray bottle with water
- Acrylic paint in your palette
- Any type of paper, especially collage papers that need another layer to transform them into WOW!



○ Layering Stencils & Foam Stamps

- Any favorite stencils
- Self-adhesive foam stamps used in previous lesson
- Flat and stencil sponge brush
- Acrylic paint in your palette
- Any types of paper - copy, drawing, book pages, rice, tissue
- Palette paper of any kind
- Spray bottle with water and Brayer



○ Adult Finger Painting 2.0

- Plastic surface to create papers on
- Rice and tissue papers
- Clear plastic bottles to mix thin paint
- Spray bottle with water
- Acrylic paint in your palette
- Optional - gold and/or silver acrylic paint, any brand
- Pipettes or eye droppers



○ Straw Blowing

- Straw
- Book pages, drawing, copy and/or rice papers
- Thinned acrylic paints from Adult Finger Painting 2.0
- Walnut drawing ink - optional





○ Aluminum Foil

- Aluminum foil - heavy duty
- Household items that have texture
- Acrylic paint in your palette - full strength
- Embossing folders
- Princeton mop brush - helps prevent brush strokes
 - totally optional
- Brayer
- Stencils
- Ink pads - black, brown, or other colors that match your palette
 - Stazon, Ranger



○ Shaving Cream

- Shaving cream foam- any brand
- Squeegee for shower
- Non-stick baking sheet
- Acrylic paint in your color palette
- Paint brush, any size with a pointed end
- Drawing or copy paper, book pages






○ Bathroom Tile

- Floor tiles from the hardware store
- Drawing and copy paper, book pages, or collage papers that are begging for another layer
- Brayer
- Acrylic paint in your palette



○ Tea Bags

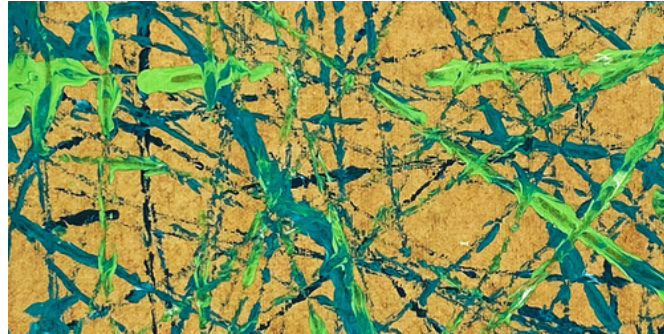
- Tea bags - green, black, herbal, butterfly pea (purple)
- Stamps with words
 - French messy type
 - Script and more script!
- Ink pads - black, brown and/or colors that match palette
 - Stazon, Ranger
- Favorite stencils with smallish holes
- Plastic file folders
- Spray bottle with water
- Wood coffee stirrer
- Paint sprays
 - Dylusions Shimmer Spray - Pure Sunshine, White Linen (many yummy colors)
 - Tim Holtz Distress Sprays - Brushed Pewter (and many more)
- Staedtler Pigment Liner- multi color box of 5 pens
 - **not** on *Collage Paper Making Supplies*
- Staedtler Pigment Liner - black with 4 tip sizes





○ Marbles

- Marbles
- Choose from any of these papers -
 - homemade water color paper, rice paper, copy and drawing papers, tissue paper, tea bag paper from Jane Monteith, stonehenge black water color paper
- Archival art tape
- Tablespoons one for each color paint
- Small boxes or box lids to roll marbles within




○ Water Gel Beads

- Water gel beads, 3 sizes
- Choose from these papers: stonehenge black water color paper, homemade water color paper, copy & drawing
- Small box with tall side to bounce beads
- Tablespoons one for each color paint



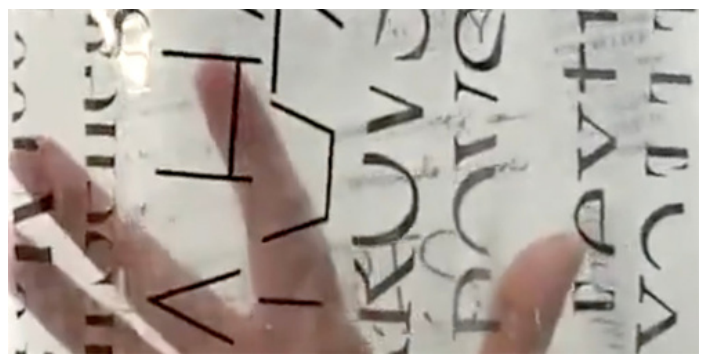
○ Stencil Shadows

- Choose from these papers:
 - Drawing paper, copy paper, tissue paper, teabag paper, paper from inside of bill
- Stencil foam brush
- Favorite stencils
- Any type of acrylic paint




○ Packing Tape - Transparent

- Packing tape
- Book pages, magazines, letters, music scores, etc.



○ Eye Dropper

- Bristol Paper or other types of heavy weight paper
- Eye Droppers or Pipettes
- Small jars for mixing paint or Glass petrie dishes
- Water and large flat brush
- Spray water bottle
- Joggles craft mat
- MDF $\frac{3}{4}$ inch board cut at hardware store or other sturdy surface to dry paper on
- Acrylic paint





○ Doodles, Part 1

- Choose one or more of these papers
 - Mixed media paper
 - Water color paper
 - Black drawing paper
- Artist Tape, repositionable – ½ inch white
- Choose at least one white and one black pen
 - Gelly Roll 08 pen – white
 - Staedtler Pigment Liner 0.2, 0.5 & 0.8 – black
 - Stabilo Pen 68 Brush – black
 - Pigma Micron Pen – black
 - Faber-Castell Pitt Artist Pen Big Brush – black
 - Artistro Paint Marker Pen, extra fine point – white
 - Posca Pens



○ Doodles, Part 2

- Same supplies as Doodles, Part 1




○ Rubbing Alcohol

- Rubbing alcohol, 70 or 91%
- Choose one or more of these papers
 - Mixed media
 - Watercolor
 - Bristol
 - Copy or drawing papers




- Eye Droppers
- Small jars for mixing paint or Glass petrie dishes
- Water basin
- 3" flat brush
- MDF $\frac{3}{4}$ inch board cut at hardware store or other hard surface to dry the papers
- Acrylic paint



○ Paste Paper, Part 1


- Roman Wallpaper Paste - smaller quantities available at hardware store
- Drawing and Copy paper
- Catalyst wedges for mark making, like this , or this , or this
- Catalyst wedge for smoothing out bubbles
- Old credit card or plastic room key
- Squeegee for shower
- Round bottle lids collected during COLLAGE KICKSTART
- Round black rubber coasters
- Acrylic paint
- Flat brushes, one for each color paint mixed in paste
- Small jars for mixing paint
- Water and sponges
- Joggles craft mat






○ Paste Paper, Part 2

- Same supplies as Paste Paper, Part 1, plus . . .
 - Brown paper bags or kraft paper
 - Q-tips
 - Rolling pin markers (similar, but not what used in demo)




○ Dentrific

- Choose one or more of these papers:
 - Drawing paper
 - Copy paper
 - Black drawing paper
- 8x10 glass OR 5x7 plexiglass
- Murphy Cleaning Spray (to clean glass & plexi)
- Acrylic paint




○ Suminagashi Marbling

- Marbling Ink with 6 colors
- Alcohol Isopropyl 91%
- Any round brushes or Chinese calligraphy brushes
- Choose at least one of these papers
 - Watercolor handmade, Rice paper, Copy, Drawing
- Dish soap and water
- Large water vat - scrapbook box works well for this




○ Bubbles - COLLAGE KICKSTART

- Dishwashing liquid
- Choose one or more of these papers:
 - Watercolor paper
 - Rice paper
 - Homemade water color paper
 - Copy paper
 - Tea bag paper from Jane Monteith
- Paper straws and/or more substantial straws
- Old thin sock
- Small cups to mix soap and water




○ Cling Wrap - COLLAGE KICKSTART

- Cling wrap
- Choose one or more papers:
 - Bristol paper
 - Watercolor paper
 - Drawing
 - Mixed media paper
 - Homemade water color paper
- Gloss medium
- High flow paint, any type of acrylic paint or watercolor
- Plastic file folders, freezer paper, parchment paper or inside plastic from cereal boxes




○ Balloons & Baggies - COLLAGE KICKSTART

- Choose one of these papers - Drawing or copy
- Balloons
- Baggies, 1 gallon, twist tie
- Rubber band
- Palette paper
- Balloon pump if you want help blowing balloons like me!
- Any type of acrylic paint



○ Adult Finger Painting - COLLAGE KICKSTART

- Plastic surface to create papers on - choose one
- Spray bottle filled with water
- Acrylic paint your palette, full strength
- Drawing, copy, book pages and/or rice paper





○ Sponge Circle Swirls - COLLAGE KICKSTART

- Make up sponge blender
- Different size bottle caps
- Any type of tissue



○ Neutral Circles with Pens & Paint - COLLAGE KICKSTART

- Choose any type of black, white, silver, and gold pens, pencils and fine liners.
- White, black, gold, silver acrylic paint
- Choose any type of drawing, copy and/or tissue_papers



○ Household Mark Makers - COLLAGE KICKSTART


- Household items that have texture
 - Bath mats, coasters, soap dishes, glasses with texture, etc
 - Round bottle caps and jar lids in variety of sizes
- Drawing, copy, tissue, and/or rice papers
- Acrylic paint in your color palette
- Bathroom squeegee
- Spray bottle with water





○ One Stencil Many Ways - COLLAGE KICKSTART

- Your absolute favorite stencil
- Flat and/or stencil sponge brush
- Brayer
- Choose one or more of these papers:
 - Drawing
 - Copy
 - Book pages
 - Brown kraft paper (aka painter paper)
- Spray bottle with water
- Bathroom shower squeegee



○ Dimensional Dots on Tissue - COLLAGE KICKSTART updated

- Choose one or two of these products as they create similar results except that with clear molding paste you can create dots in your color palette, rather than just white
 - Molding/modeling paste
 - Clear molding paste (makes any color with paint added)
 - Joint compound and Stucco
- Gesso
- Tissue
- Stencils with smallish holes
- Palette knife





○ Stencils on Tissue - COLLAGE KICKSTART

- Stencils with smallish holes
- Acrylic paint in gold, silver, and black
- Flat brush and/or stencil foam brush
- Tissue



○ Circles with Brushes & Lids- COLLAGE KICKSTART

- Choose one or more of these papers:
 - Drawing
 - Copy
 - Rice
 - Book pages
- Bottle caps and lids in all different sizes
- Chip brush



○ Glue Resist - COLLAGE KICKSTART updated

- Choose one or more of these papers:
 - Drawing, copy, rice, book pages
- Clear tar gel
- Gloss and/or glazing medium
- Elmer's glue , PVA or white glue (will yellow with time)
- Fine liner applicators
- Acrylic paint in your palette
- Shop towels



Remember that other than the "Essential" supplies on page 2, you don't need everything listed to make collage papers and your series of 16+ artworks. Use what you already have and supplement with what feels inspiring to try.

View the "Suggested Supplies" and "Choose your color palette" videos first, as well as review the Collage Paper Library options listed on this list to decide which papers you want to create.

Please note: Some of these supplies have affiliate links, which support the production of COLLAGE JOY without costing you anything more.